

Specification

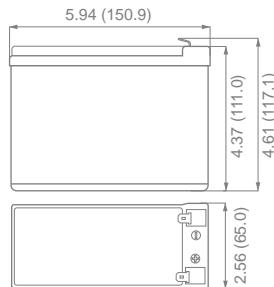
Nominal Voltage	12 volts		
Nominal Capacity	77° F (25° C)		
20-hr. (0.50A)	10.0 Ah		
10-hr. (0.93A)	9.3 Ah		
5-hr. (1.70A)	8.5 Ah		
1-hr. (6.00A)	6.0 Ah		
Approximate Weight	6.83 lbs (3 kg)		
Internal Resistance (approx.)	15mΩ		
Shelf Life (% of normal capacity at 77° F (25° C))			
3 Months	6 Months	12 Months	
91%	82%	64%	
Temperature Dependency of Capacity	(20 hour rate)		
104° F (40° C)	77° F (25° C)	32° F (0° C)	5° F (-15° C)
102%	100%	85%	65%
AGM Operational Temperature			
Charge	32° F to 104° F (0° C to 40° C)		
Discharge	5° F to 113° F (-15° C to 45° C)		
AGM Storage Temperature	5° F to 104° F (-15° C to 40° C)		



Due to continuous improvements to our products, product may vary slightly from depiction.

Charge Method (Constant Voltage)		
Cycle Use (Repeating Use)		
Initial Current	3 A or smaller	
Control Voltage	14.6-14.8 V	
Float Use		
Control Voltage	13.6-13.8 V	

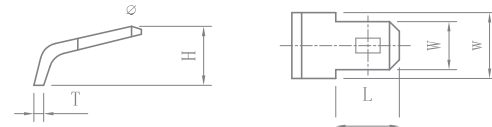
Physical Dimensions: in (mm)



L: 5.94in (150.9 mm)
W: 2.56in (65.0 mm)
H: 4.37in (111.0 mm)
TH: 4.61in (117.1 mm)

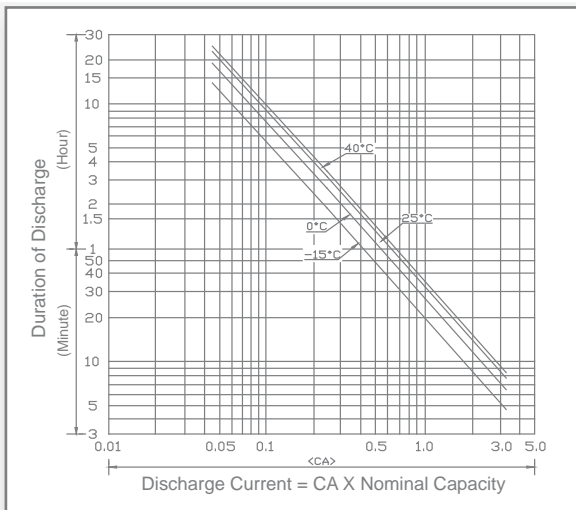
Tolerances are +/- 0.04 in. (+/- 1mm) and +/- 0.08 in. (+/- 2mm) for height dimensions. All data subject to change without notice.

Terminals

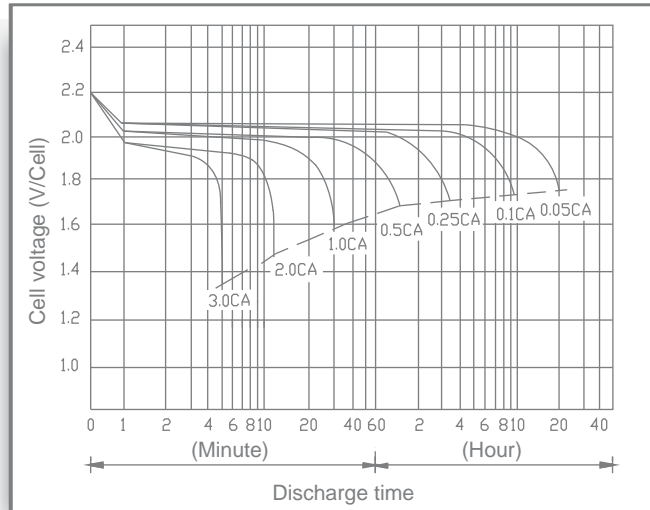


Dimension Type	L	W	w	H	T
F2	7.80	6.35	7.80	6.00	0.80

Discharge Time vs. Discharge Current

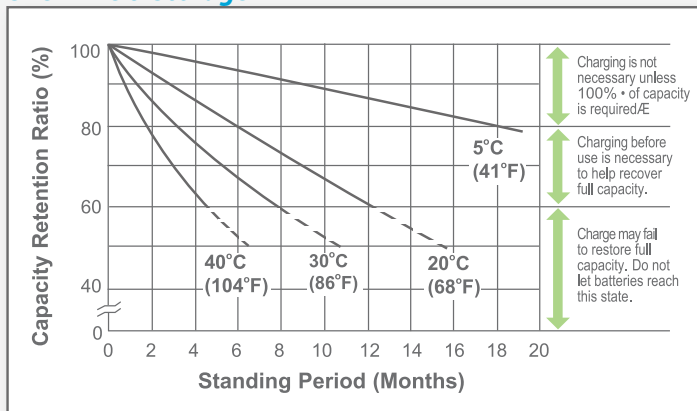


Discharge Characteristics

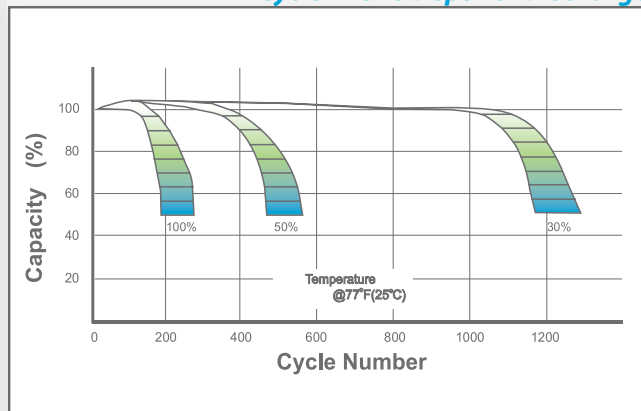


ISO 9001

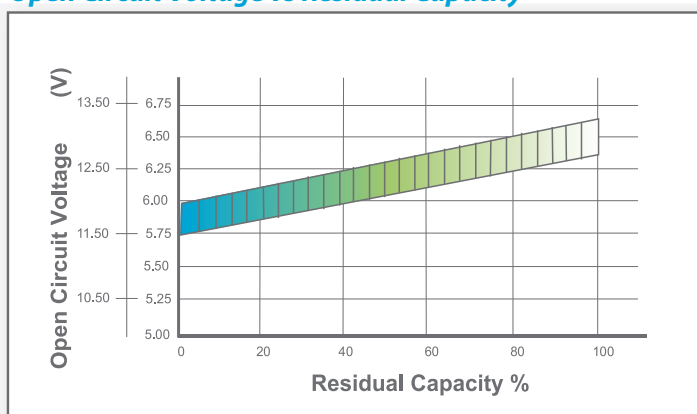
Shelf Life & Storage



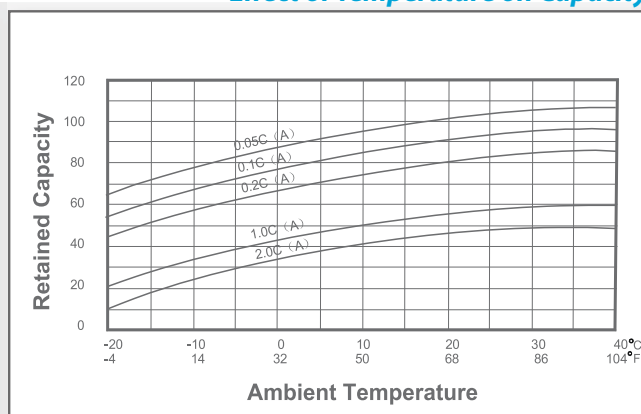
Cycle Life vs Depth of Discharge



Open Circuit Voltage vs Residual Capacity



Effect of Temperature on Capacity



Charge Current & Final Discharge Voltage

Application	Charge Voltage(V/Cell)			Max.Charge Current	Final Discharge Voltage V/Cell	1.75	1.70	1.60	1.30
	Temperature	Set Point	Allowable Range						
Cycle Use	25°C(77°F)	2.45	2.43~2.47	0.30C	Discharge Current(A)	0.2C>(A)	0.2C<(A)<0.5C	0.5C<(A)<1.0C	(A)>1.0C
Standby	25°C(77°F)	2.28	2.27~2.30						